


HOW TO TAKE THE SURVEY (and receive your gift!)



Check your inbox on August 11 for your email invitation.



Use your unique survey link or enter your Survey ID and Security Passcode to access your anonymous survey. Do not delete or forward your email invitation. A new survey link cannot be resent.




Complete the survey by September 10. Your responses will be saved until you submit the survey.




Redeem a gift between Aug 12 and Sep 17: UC San Diego mug or lunch bag. Limited to stock on hand and while supplies last. A department representative may be sent to redeem the gifts (gift vouchers and barcodes must be provided for each person).

Campus Curbside Pickup located at the Gilman Parking Structure:
9375 Russell Lane, La Jolla, CA 92093 (enter from Russell Lane).
You may drive up or walk up between 9:00 am and 6:00 pm, Monday - Friday.



- 1 Arrive at the Gilman Parking Structure. Look for the designated parking stalls immediately to your left as you enter from Russell Lane.
- 2 Call or text the phone number displayed on the sign to let a representative know that you have arrived to redeem the gift for the Staff@Work Survey: provide your barcode number and gift selection (mug or lunch bag). Have a valid ID ready for verification.
- 3 A representative will bring the gift to you.



- 1 Arrive at the Gilman Parking Structure. Walk up to the front of the building, just outside of the double doors on Russell Lane.
- 2 Let a representative know you are redeeming the gift for the Staff@Work Survey. Have your gift selection (mug or lunch bag), voucher with barcode, and a valid ID ready for verification.
- 3 A representative will bring the gift to you.